



Zusammenstellung:
65 / 59Y / 84Y
Bezug:
22 Longlife Rustika smoke

PLANOPOLY¹

1551



Variante 59Y
durch beidseitiges Vorklappen der Rückenlehne
entsteht eine normale Sitztiefe im Eckteil



Variante 84Y
mit Vorzieh-Funktion

Typenplan 1551

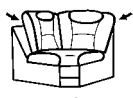
Verarbeitung

leger

Eckelemente



59
B/T/H: 95/95/99



76
B/T/H: 107/107/99



79
B/T/H: 107/107/99



76 Y
B/T/H: 107/107/99



75
B/T/H: 107/107/99



59 Y
B/T/H: 96/96/99

Abschlusselemente ohne Funktion



37 B/T/H: 85/95/99



38



77 B/T/H: 106/95/99




78



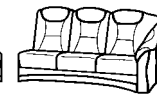
63 B/T/H: 130/95/99



64



65 B/T/H: 182/95/99



66



95 B/T/H: 25/93/94



96

runde Abschlusselemente



91 B/T/H: 63/93/93



92



53 B/T/H: 92/106/99



54



67 B/T/H: 92/106/99



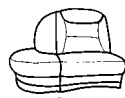
68



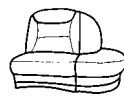
71 B/T/H: 92/108/99



72



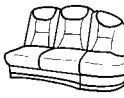
73 B/T/H: 144/95/99



74



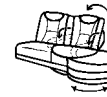
87 B/T/H: 167/95/99



88

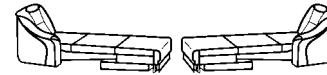


69 B/T/H: 158/144/99

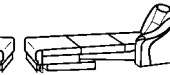


70

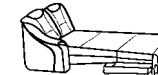
Abschlusselemente mit Betten



17 B/T/H: 107/95/99



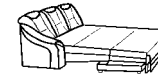
18



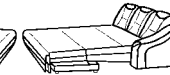
19 B/T/H: 151/95/99



20



21 B/T/H: 183/95/99



22

Abschlusselemente mit Vorziehcouch

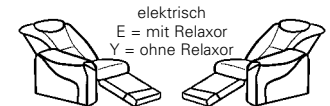


83 Y B/T/H: 174/95/99



84 Y

Sitzen - Liegen - Entspannen



15 E
B/T/H: 82/95/99



16 E



15 S B/T/H: 82/95/99



16 S



29 E B/T/H: 85/170/99



30 E



29 B/T/H: 84/176/99



30



13 B/T/H: 85/95/99



14



43 B/T/H: 97/160/99



44



29 B/T/H: 86/165/99



30

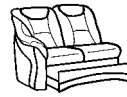
Abschlusselemente mit Stauraum



57 B/T/H: 48/94/93



58



83 B/T/H: 130/95/99




84




Stoff-/Stoff-
Ausführung

Zwischenelemente - Zubehör

mit
Funktion



47
B/T/H: 160/95/99



46
B/T/H: 128/95/99



41
B/T/H: 105/95/99



12
B/T/H: 57/95/99



94
B/T/H: 21/44/15

ohne
Funktion



50
B/T/H: 158/95/99



39
B/T/H: 127/95/99




34
B/T/H: 105/95/99


5 cm Raster 42-82 cm

82 cm = Variante 35
77 cm = Variante 11
72 cm = Variante 10
67 cm = Variante 09
62 cm = Variante 08
57 cm = Variante 36
52 cm = Variante 07
47 cm = Variante 06
42 cm = Variante 28

Sofa - Sessel - Hocker



62
B/T/H: 208/95/99



61
B/T/H: 184/95/99



60
B/T/H: 155/95/99



42
B/T/H: 208/95/99



40
B/T/H: 176/95/99



33 R
B/T/H: 87/82/114



33 C
B/T/H: 80/95/97



32
B/T/H: 103/95/99



31
B/T/H: 87/82/88



04
B/T/H: 103/95/101



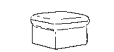
03
B/T/H: 74/63/44



02 C
B/T/H: 58/58/40



02 X
B/T/H: 63/58/44



01
B/T/H: 60/60/40