



Betten im 10cm-Raster-System



Planen leicht gemacht

Zusammenstellung:
22 / 16
Bezug:
27 Antika tibet



2350



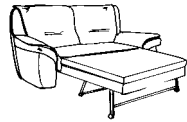
Variante 05



Variante 44
mit Bettfunktion

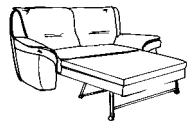
Typenplan 2350

2-Sitzer-Sofas mit Bettfunktion



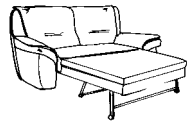
46

B/T/H: 211/100/88
Liegefl.: 160x190



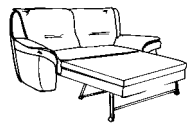
45

B/T/H: 202/100/88
Liegefl.: 150x190




44

B/T/H: 194/100/88
Liegefl.: 140x190



43

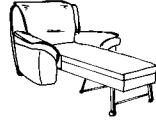
B/T/H: 180/100/88
Liegefl.: 125x190



22

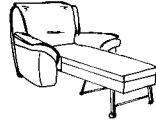
B/T/H: 169/100/88
Liegefl.: 115x190

1-sitzige Elemente mit Bettfunktion



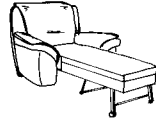
21

B/T/H: 159/100/88
Liegefl.: 105x190



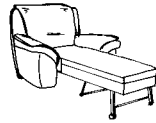
20

B/T/H: 152/100/88
Liegefl.: 100x190



19

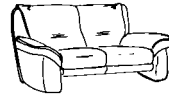
B/T/H: 147/100/88
Liegefl.: 95x190



18

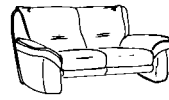
B/T/H: 133/100/88
Liegefl.: 80x190

2-Sitzer-Sofas ohne Funktion



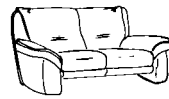
16

B/T/H: 211/100/88



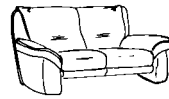
15

B/T/H: 202/100/88




14

B/T/H: 194/100/88



13

B/T/H: 180/100/88



12


B/T/H: 169/100/88

1-sitzige Elemente ohne Funktion



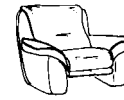
11

B/T/H: 159/100/88




07

B/T/H: 124/100/88



10

B/T/H: 152/100/88



06

B/T/H: 113/100/88



09

B/T/H: 147/100/88



05

B/T/H: 105/100/88



08

B/T/H: 133/100/88



01

B/T/H: 58/62/41

Liegefunktionen dienen nicht als täglicher Bettersatz!

Rücken

Sitz
wahlweise in

Formasoft
Kaltschaum

superlastic
soft

superlastic
med

superlastic
plus
Federkern

Ver-
arbeitung



Rückenspann-
teil „echt“



Rückenspann-
teil „Vlies“



für Mohairstoffe
nicht geeignet